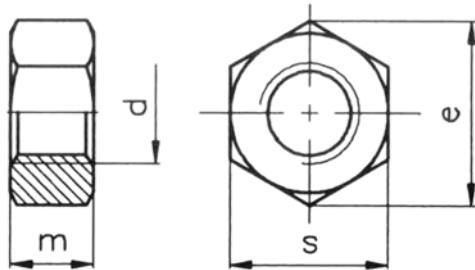


# DIN - 934

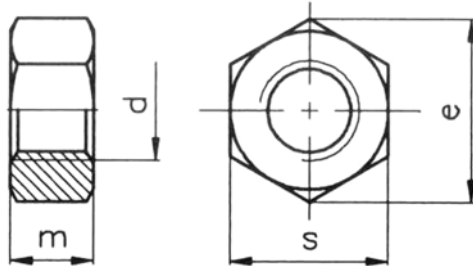
## TUERCA HEXAGONAL



	s	e	m
M-1,6	3,2	3,48	1,3
M-2	4	4,38	1,6
M-2,5	5	5,45	2
M-3	5,5	6,01	2,4
M-3,5	6	6,58	2,8
M-4	7	7,66	3,2
M-5	8	8,79	4
M-6	10	11,05	5
M-7	11	12,12	5,5
M-8	13	14,38	6,5
M-10	17	18,9	8
M-12	19	21,1	10
M-14	22	24,49	11
M-16	24	26,75	13
M-18	27	29,56	15
M-20	30	32,95	16
M-22	32	35,03	18
M-24	36	39,55	19
M-27	41	45,2	22
M-30	46	50,85	24
M-33	50	55,37	26
M-36	55	60,79	29
M-39	60	66,44	31
M-42	65	72,09	34
M-45	70	76,95	36
M-48	75	82,6	38
M-52	80	88,25	42

# DIN - 934

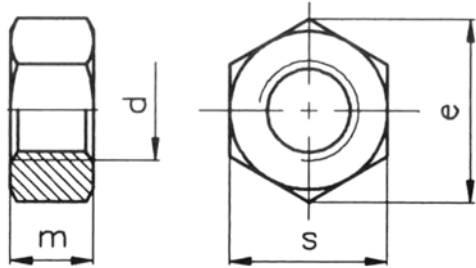
## TUERCA HEXAGONAL ROSCA IZQUIERDA



	s	e	m
M-5-I	8	8,79	4
M-6-I	10	11,05	5
M-8-I	13	14,38	6,5
M-10-I	17	18,9	8
M-12-I	19	21,1	10
M-14-I	22	24,49	11
M-16-I	24	26,75	13
M-18-I	27	29,56	15
M-20-I	30	32,95	16
M-22-I	32	35,03	18
M-24-I	36	39,55	19
M-27-I	41	45,2	22
M-30-I	46	50,85	24

# DIN - 934

## TUERCA HEXAGONAL PASO FINO



	s	e	m
M 8 x 1	13	14,38	6,5
M 10 x 1	17	18,9	8
M 10 x 1,25	17	18,9	8
M 12 x 1,25	19	21,1	10
M 12 x 1,50	19	21,1	10
M 14 x 1,50	22	24,49	11
M 16 x 1,50	24	26,75	13
M 18 x 1,50	27	29,56	15
M 20 x 1,50	30	32,95	16
M 20 x 2	30	32,95	16
M 22 x 1,50	32	35,03	18
M 24 x 1,50	36	39,55	19
M 24 x 2	36	39,55	19
M 27 x 1,5	41	45,2	22
M 27 x 2	41	45,2	22
M 30 x 1,5	46	50,85	24
M 30 x 2	46	50,85	24
M 36 x 1,5	55	60,79	29
M 36 x 3	55	60,79	29